




# STORY-SASH



MAKE A SASH (USE PLASTIC OR NON-FRAY MATERIAL SO IT WON'T TEAR)




DRAW PICTURES OF THE STORY CHARACTERS AND OBJECTS



CUT THEM OUT



STICK THEM IN ORDER ON THE SASH...



USE VELCRO TO DETACH & ATTACH CHARACTERS THAT MOVE DURING THE TALE



TELL YOUR STORY WHILE REVOLVING THE SASH SO THE CORRECT PICTURES FACE YOUR AUDIENCE