



STORY CUBE




DOWNLOAD AND PRINT THE CUBE TEMPLATE



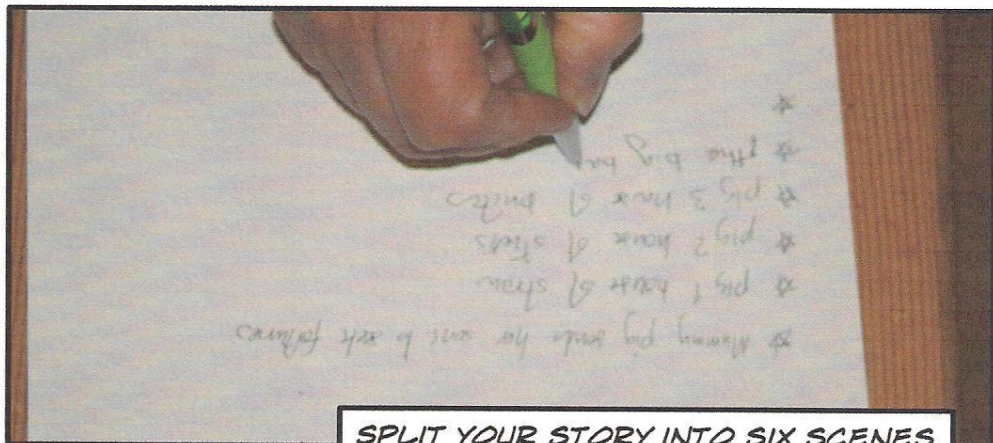
CUT ALONG THE SOLID LINES




SCORE ALONG THE HATCHED LINES




FOLD AND STICK YOUR CUBE




SPLIT YOUR STORY INTO SIX SCENES




DRAW OR PRINT A PICTURE TO REMIND YOU OF EACH SCENE



CUT OUT YOUR PICTURES READY TO STICK ONTO YOUR CUBE



PRACTICE ROTATING THE CUBE AND NUMBER THE FACES IN THE ORDER YOU NATURALLY TURN IT



STICK THE PICTURES IN ORDER ON THE CUBE

...AND PRACTICE TELLING YOUR STORY